

ECM-HST1

Stereo Microphone
Micrófono estéreo
Microphone stéréo
立體聲麥克風 / 立体声麦克风



SONY

ECM-HST1

Stereo Microphone
Micrófono estéreo
Microphone stéréo
Mikrofon stereofoniczny
立體聲麥克風 / 立体声麦克风

Please make sure this product is compatible with your camera before purchase.
Antes de la compra, tenga a bien asegurarse de que este producto sea compatible con su cámara.
Avant d'acheter ce produit, veuillez vous assurer qu'il est compatible avec votre appareil.
请在购买前确认是否与您的商品相对应。

Active Interface Shoe

This mark indicates the "Active Interface Shoe" System for use with Sony video products. Video components and accessories equipped with this system are designed to make effective recording simple.

Esta marca indica el sistema "Active Interface Shoe" para uso con productos de video de Sony. Los componentes y accesorios de video equipados con este sistema están diseñados para hacer la grabación simple y efectiva.

Cette marque indique le système «Active Interface Shoe» utilisé avec les produits vidéo Sony. Les éléments et accessoires vidéo munis de ce système sont conçus pour un enregistrement efficace et simple.

带有该标志的商品对应索尼摄像器材的"Active Interface Shoe"系统。

安装了该系统的摄像器材与附件的组合使用,使您可以轻松地达成目标录制效果。

This model is not compatible with the Intelligent Accessory Shoe.

Este modelo no es compatible con la Intelligent Accessory Shoe.

Ce modèle n'est pas compatible avec l'Intelligent Accessory Shoe.

此型号不能对应智能化附件插座。

English

- The MS (Mid-Side) Stereo System enables a natural sound pick up, delivering a stereo sound image with superb clarity.
- The pick up pattern (affecting the soundstage width) can be set to 90° or 120° according to the sound source.

Specifications

Type: MS (Mid-Side) stereo system, Frequency response: 150 - 10,000 Hz, Pick up pattern: 90° or 120°, 2-step switching, Mass: Approx. 47 g (1.7 oz), Included items: Stereo microphone (1), Wind screen (1), Carrying pouch (1), Set of printed documentation

Español

- El sistema estéreo MS (medio-lateral) permite la captación de sonido natural, ofreciendo una imagen con sonido estéreo de excelente calidad.
- Patrón de captación de sonido (que afecta a la longitud del mismo) ajustable a 90° ó 120° en función de la fuente de sonido.

Especificaciones

Tipo: Sistema estéreo MS (medio-lateral), Respuesta de frecuencia: de 150 a 10 000 Hz, Patrón de captación de sonido: 90° o 120°, cambio de 2 pasos, Peso: Aprox. 47 g, Elementos incluidos: Micrófono estéreo (1), espuma protectora (1), funda de transporte (1), juego de documentación impresa

Français

- Le système stéréo MS (Mid-Side) permet d'obtenir des prises de son naturelles et une image stéréo sonore d'une extrême clarté.
- Le diagramme directionnel (conditionnant l'angle de prise du son) peut être réglé à 90° ou 120°, selon la source sonore.

Spécifications

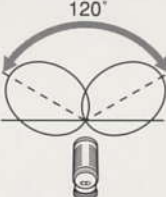
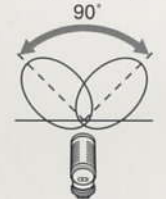
Type: Système stéréo MS (Mid-Side), Réponse en fréquence: 150 - 10 000 Hz, Diagramme directionnel: 90° ou 120°, interrupteur à deux positions, Poids: Env. 47 g (1,7 on), Articles inclus: Microphone stéréo (1), bonnette anti-vent (1), étui de transport (1), jeu de documents imprimés

中文(簡)

- MS (Mid-Side) 立体声系统能拾取自然声响, 传送超清晰的立体声影像。
- 可根据声源设置拾音模式(影响音场宽度)至 90° 或 120°。

规格

类型: MS (Mid-Side) 立体声系统, 频率响应: 150 - 10000 Hz, 拾音模式: 90° 或 120°, 2 级切换, 重量: 约 47 g, 所含物品: 立体声麦克风 (1), 挡风罩 (1), 便携袋 (1), 成套印刷文件



Please read the operating instructions.

Lea el manual de instrucciones.

Prérez de lire le mode d'emploi.

在使用之前请阅读使用说明书。

- * "Handycam" camcorder is not included.
- * La videocámara "Handycam" no está incluida.
- * Caméscope «Handycam» non inclus.
- * 不含 "Handycam" 摄像机。

HANDYCAM, "Handycam", and "Active Interface Shoe" are trademarks of Sony Corporation.

HANDYCAM, "Handycam", y "Active Interface Shoe" son marcas comerciales de Sony Corporation.

HANDYCAM, "Handycam", et «Active Interface Shoe» sont des marques de fabrique de Sony Corporation.

HANDYCAM, "Handycam", 和 "Active Interface Shoe" 是 Sony Corporation 的商標。

ECM-HST1(UC)



Sony Corporation

Made in Japan
Fabricado en Japón
Fabriqué au Japon

<http://www.sony.net/>



4-126-918-0(B)

SONY

ステレオマイクロホン

Stereo Microphone

Microphone stéréo

立体声麦克风

取扱説明書/Operating Instructions/Mode d'emploi/
Bedienungsanleitung/Manual de instrucciones/
Gebruiksaanwijzing/Bruksanvisning/Istruzioni per l'uso/
Manual de instruções/Руководство по использованию /
使用説明書/使用说明书 / 작동 지침서 / تعليمات التشغيل

ECM-HST1

©2005 Sony Corporation Printed in Japan

お買い上げいただきありがとうございます。



警告

電気製品は安全のための注意事項を守らないと、火災や人身事故になることがあります。

この取扱説明書には、事故を防ぐための重要な注意事項と製品の取り扱い方を示しています。この取扱説明書をよくお読みのうえ、製品を安全にお使いください。お読みになったあとは、いつでも見られるところに必ず保管してください。



Active Interface Shoe

このマークの商品は、ソニー (株) のビデオ機器のアクティブインターフェースシューシステムに対応しています。このシステムを搭載したビデオ機器とアクセサリーを組み合わせることにより、目的に合わせた効果的な撮影が簡単に行えます。

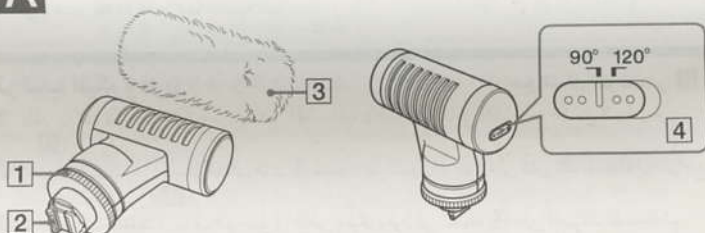
<http://www.sony.net/>



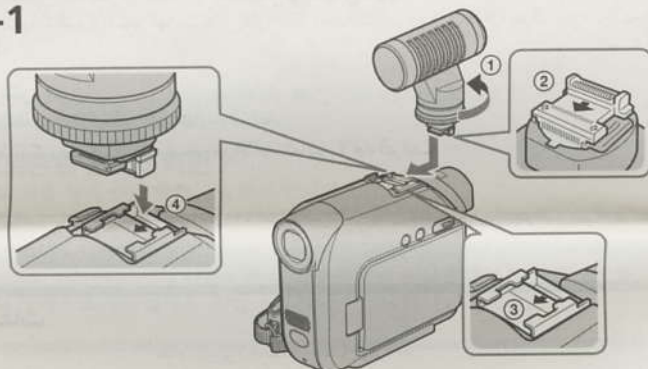
この説明書は、古紙 70%以上の再生紙と、VOC (揮発性有機化合物) ゼロ植物油型インキを使用しています。

Printed on 70% or more recycled paper using VOC (Volatile Organic Compound)-free vegetable oil based ink.

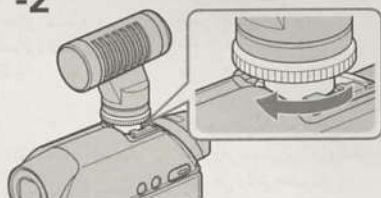
A



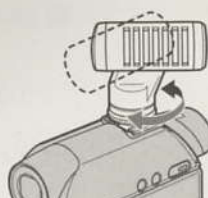
B-1

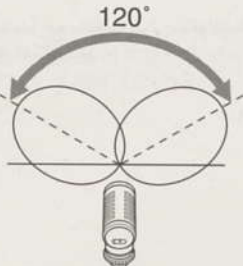
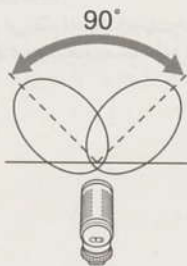


-2



-3





**お問い合わせ
窓口のご案内**

■テクニカルインフォメーションセンター

ご使用上での不明な点や技術的なご質問のご相談、および修理受付の窓口です。

製品の品質には万全を期しておりますが、万一不具合が生じた場合は、「テクニカルインフォメーションセンター」までご連絡ください。修理に関するご案内をさせていただきます。また修理が必要な場合は、お客様のお宅まで指定宅配便にて集荷にうかがいますので、まずお電話ください。

電話のおかけ間違いにご注意ください。

●ナビダイヤル ☎0570-00-0066

(全国どこからでも市内通話料でご利用いただけます)

●携帯電話・PHS 0466-38-0253

(ナビダイヤルがご利用できない場合はこちらをご利用ください)

受付時間：月～金曜日 午前9時～午後8時

土、日曜日、祝日 午前9時～午後5時

お電話される際に、本機の型名 (ECM-HST1) をお知らせください。より迅速な対応が可能になります。

ソニー株式会社 〒108-0075 東京都港区港南1-7-1

Before operating this unit, please read this manual thoroughly and retain it for future reference.



Disposal of Old Electrical & Electronic Equipment (Applicable in the European Union and other European countries with separate collection systems)

This symbol on the product or on its packaging indicates that this product shall not be treated as household waste. Instead it shall be handed over to the applicable collection point for the recycling of electrical and electronic equipment. By ensuring this product is disposed of correctly, you will help prevent potential negative consequences for the environment and human health, which could otherwise be caused by inappropriate waste handling of this product. The recycling of materials will help to conserve natural resources. For more detailed information about recycling of this product, please contact your local city office, your household waste disposal service or the shop where you purchased the product.

Features

This microphone is designed to be used with a camcorder equipped with the Active Interface Shoe. For details, refer to the operating instructions of your camcorder.

- The MS (Mid-Side) Stereo System enables a natural sound pick up, delivering a stereo sound image with superb clarity.
- The pickup pattern (affecting the soundstage width) can be set to 90° or 120° according to the sound source.

Precautions

- The microphone is very sensitive. Do not drop, knock, or subject it to excessive shock.
- Keep the microphone away from extremely high temperatures and humidity.
- If the microphone is placed near speakers, a howling effect (acoustic feedback) may occur. If this happens, place the microphone farther away from the speakers, or lower the volume of the speaker.
- If you touch the microphone during recording, noise will be recorded. Be careful not to touch the microphone, especially with your hair, head attire, etc.
- If you change the pickup pattern switch setting of the microphone during recording, noise may occur.

Identifying the parts

(see illustration **A**)

1 Lock knob

2 Shoe connector (terminal)

3 Wind screen

Place on the microphone to reduce wind or breath/pop noise.

Note

Handle the wind screen carefully as the synthetic fur material is quite fragile. Do not wash the wind screen in water. If the wind screen gets wet, dry it carefully using a blow dryer set to medium heat (air flow should be warm on your hand, not hot).

4 Pickup pattern switch

Set according to the sound source.

90° When picking up a sound with a narrow soundstage, or a distant sound (conversation, solo instruments, etc.)

120° When picking up a sound with a wide soundstage, or a nearby sound (concert, theatrical performance, etc.)

Refer to the above table as a rough standard.

Choose the pickup pattern depending on your preference.

Attaching the microphone

(see illustration **B**)

- 1 Ensure that the lock knob of the microphone is turned fully counterclockwise ① (see illustration **B**-1).
- 2 Orient the arrow on the bottom of the microphone ② to the arrow on your camcorder ③ (see illustration **B**-1).
- 3 Insert the shoe connector (terminal) of the microphone into the slot ④ on your camcorder, and then slide the microphone in the direction of the arrow ③ (see illustration **B**-1).
- 4 Turn the lock knob clockwise until it clicks (see illustration **B**-2).
- 5 Point the front of the microphone toward the subject. The microphone can be rotated more than 180 degrees (see illustration **B**-3).

To detach the microphone

- 1 Loosen the lock knob counterclockwise.
- 2 Press down the microphone and slide it in the opposite direction when attaching.

Note

If it is difficult to attach the microphone, turn the lock knob counterclockwise until it stops. The lock will be released.

Specifications

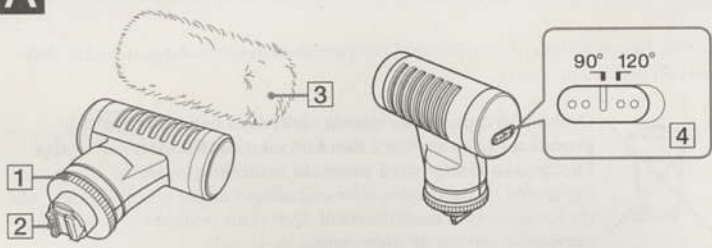
Type	MS (Mid-Side) stereo system
Frequency response	150 - 10,000 Hz
Pickup pattern	90° or 120°, 2-step switching (see illustration C)
Operating temperature	0 °C to 40 °C (32 °F to 104 °F)
Storage temperature	-10 °C to 60 °C (14 °F to 140 °F)
Dimensions	Approx. 32 mm × 74.2 mm × 66.5 mm (1 5/16 × 3 × 2 5/8 inches) (excluding projecting parts)
Mass	Approx. 47 g (1.7 oz)
Included items	Stereo microphone (1), Wind screen (1), Carrying pouch (1), Set of printed documentation

Design and specifications are subject to change without notice.

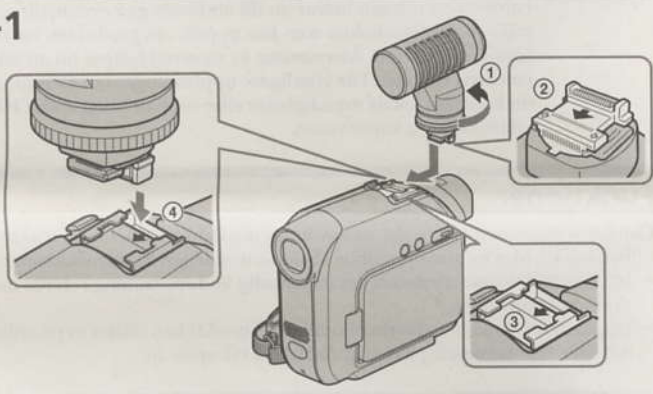


This mark indicates the Active Interface Shoe System for use with Sony video products. Video components and accessories equipped with this system are designed to make effective recording simple.

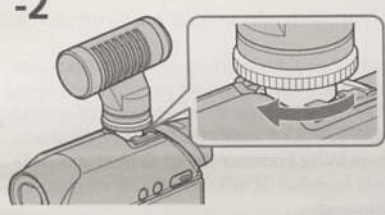
A



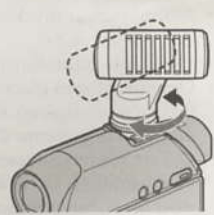
B-1



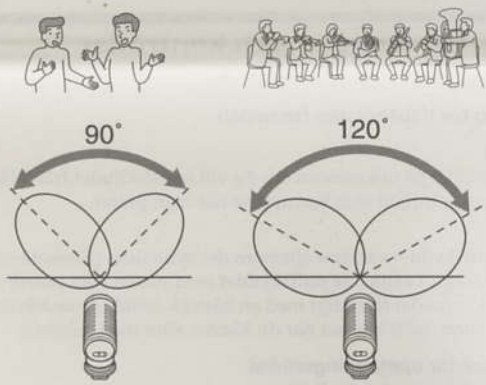
-2



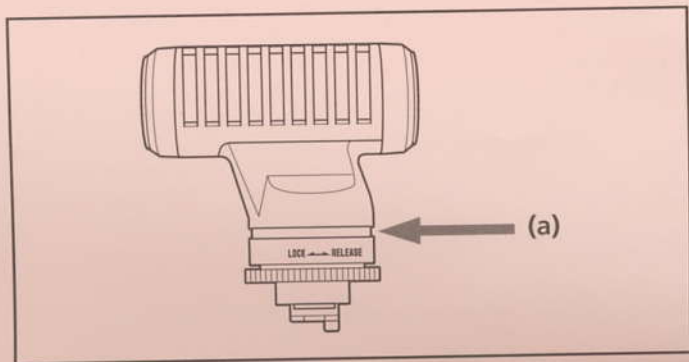
-3



C



SONY.



日本語

⚠ 注意

取り扱い上のご注意

本製品は、ビデオカメラからの振動をノイズとして収録させないために、特殊振動吸収構造の非常に柔らかなジョイントを採用しております。マイク取り付け部にあるジョイント部隙間(a)に指などを挟んでしまう可能性がありますので、ご注意ください。

English

Precaution

This surround microphone uses a very soft joint with a special shock-absorbing structure so as not to pick up vibration from the camcorder, which would otherwise cause noise. Be careful not to pinch your finger in the gap of the joint part (a) of the microphone.

Français

Précautions

Ce microphone d'ambiance utilise un joint très souple, doté d'une

SONY

HANDYCAM®

SONY



Active Interface Shoe

- Stereo Microphone for Active Interface Shoe
- Micrófono estéreo para Active Interface Shoe
- Microphone stéréo pour Active Interface Shoe
- 用於活性接口靴的立體聲話筒。
- 用于有效接口靴的立体声话筒。

ECM-HST1

Stereo Microphone
Micrófono estéreo
Microphone stéréo
立體聲麥克風 / 立体声麦克风

SONY®

ECM-HST1

Stereo Microphone
Micrófono estéreo
Microphone stéréo
立體聲麥克風 / 立体声麦克风

SONY

HANDYCAM

ECM-HST1
Stereo Microphone

4-126-918-0□(A)